

THE UNION VOLUNTEER ^{7TH}

NEWSLETTER OF THE 7TH MICHIGAN VOLUNTEER INFANTRY, CO. B, INC.

Volume XXXVII No. 1 January 2018



A Happy New Year to All !!!

7th MI members posing at the Annual Christmas Party, Dec. 2, 2017. Photo by Jackie McComas. Hats provided by Vonda Warren.

Next club meeting :
Sunday, January 21
1:00pm Robbins UMC

Dues are Due! See pg. 4



Left: Photo courtesy of Sue Colegrove;; Above: courtesy of Cyndi Carlson. Meridian Village, Dec. 10 . More photos on next page.....

Happy New Year!

2018 Club Leadership

New Member Chairs:
Daniel Malick (military)
dmalick12@gmail.com
Julie Everett (civilian)
djkeverett@comcast.net

President: Dave Downing
Vice President: Steve Church
Secretary: Doug McComas
Treasurer: Don Everett
Military: Doug McComas, Captain
Civilian Coordinator: Sue Colegrove
Board Members-at-Large:
Chris Sodman, Joy Henderson, Bill Jarrett
Quartermaster: Don Everett
Club Historian: Doug McComas
Webmaster: Dennis Zank

Website: www.7thmichigan.us

Annual Membership Dues:
\$16.00 – single
\$19.20 – family

\$6.00 – to receive newsletter as
non-participating/non-voting member
Mail payments or inquiries to:

7th Michigan Volunteer Infantry, Co. B, Inc.
P.O. Box 16206, Lansing, MI 48901-6206

Newsletter Submission Guidelines:

Thanks to all who submitted
information for this month's issue.

Deadline date for submissions is the 25th
of each month. Please have all reports,
articles, notices, etc. in print-ready form.

I am able to accept documents in most of the
usual word processing programs or formats.

If accompanying maps or images are
needed, **please** include them (in jpg
format), if possible. Be sure to ascertain
that any items coming from another source
are properly credited, or have obtained
reprint permission.

Personal news items are welcomed and
encouraged, or photos of special
events. Original articles (800-1000 word
limit) pertaining to the Civil War or
reenacting are also desired.

Email submissions to me at:
7thminewsletter@gmail.com

Or mail to:
736 Gettysburg Ave.
Jackson, MI 49203

Thank-you.

Ellyn Painter
Ellyn Painter, Editor

Meridian Village Christmas- Dec. 10



Photos this page by Dave Downing

The stockings were hung by the chimney with care as we awaited the arrival of Santa. We had a group of visitors to the log cabin, gathering to help us celebrate Christmas.

We understood that some of our men were bivouacked not far from us. I received a letter from my cousin Doug, saying that he was safe and well.

This Christmas we helped the visiting children make something special to go on their trees at home. We also shared cookies, and had a grand time visiting.

One problem we had was we ran low on firewood so the cabin was chilly.

I want to thank everyone that came for a visit, along with participating 7th Michigan members – Joy and Vonda, Don and Julie, Gilbert & Cyndi Carlson, Doug, Celeste, Rob, Pat and Dave, Steve, Andrew, and Jim-- who braved the elements to help Meridian Village celebrate and make Christmas in the village a big success.

Sue Colegrove



After-Action Report: November 11, 2017 - Ingham County Veterans Day Parade - Mason, Michigan

The day was brisk (notice the prominent use of greatcoats) and windy but the local citizenry lined the streets to honor our service men and women (past and present). We marched on the same hometown streets our Civil War military forbearers strode down to the musical accompaniment of Scott Shattuck and his Middle School Civil War musicians and were joined in the ranks by the local SUVCW camp. Representing the 7th Michigan, Company B were flag bearers Jim Kirschensteiner and Wyatt Strauss, riflemen Steve Church and Rob Stone, and field musician Tom Emerick. Representing a World War I doughboy was none other than our own Jim MacKinnon. Joining the local spectators were Club members Rebecca Strauss and Joan Emerick (photographer extraordinaire). Following the parade, a few of the hardier souls proceeded to the local VFW post for free hot food, libations, and to share in comradery with local veteran organizations. Looking forward to the 2018 Veterans Day parade in Mason next year. This will represent the 100th anniversary of Veterans (Armistice) Day.

Most Respectfully, Your Obedient Servant
Tom



Photos courtesy of Tom Emerick, except as otherwise noted.



Photo above submitted by Rob Stone

ATTENTION Re:

Officers/NCO School of Instruction - March 2018

Gentlemen and gentlewomen,

Our eldest daughter, Rhonda, has set a date for her marriage vows in 2018 to occur on March 10th. I am rescheduling the school for the preceding Saturday (March 3rd). Please update your calendars at your earliest opportunity.

Most Respectfully, Your Obedient Servant
Tom Emerick

Military Report

I trust you all had a good Christmas and New Year's. I got a couple of new books on the time period as well as more "modern" stuff. I always treasure family time but miss my reenactment family when we are not huddled around the fire. We will be setting our upcoming reenactment "max event" schedule at the January meeting. I hope we can try a few new events for the military and continue to grow some of our old standbys.

Please register for Gettysburg if you have not done so. I would like to begin to be able to assure the Col. that we have a solid company for the event. If you've never been, it's an amazing experience. If you have, it's always worth the return. Register under the 7th Michigan as the Company and GAR as the overall organization. We anticipate the 1st Michigan, some Montana boys and perhaps some Swedes to join us as well.



We will spend most of our January military meeting working with the company on the roles of corporals and sergeants. We have almost total turnover in the NCO ranks this year and we want the boys to get used to their new roles. It will be an exciting season with new men in the ranks and men in new roles. Let us be patient with each other as we grow into these new responsibilities and continue to have the great fun and comraderie we have enjoyed for so very long.

I don't tell you as often as I should how proud I am to be a member of the 7th Michigan and what a great honor it has been for me to be your captain. I can't think of a better way to spend my weekends!

As always I remain your most obedient servant,

Captain McComas



Quartermaster Report

We still have some new gear left from the Slayton contingent, but the new stuff is going fast so plan on looking at the Jan meeting. Powder is \$18 per pound, caps are \$7 per hundred. We will have powder, caps and paper at the upcoming meetings and at events that I will attend this summer. Let me know if you hear of anyone wanting to sell their kit. We are always looking for "new" stock for the Quartermaster.

Education Director's Report

We have a program scheduled for May 11, 2018 at Birney Middle School in Southfield. We usually car pool or meet there at noon to 12:30. More details to follow. We have not heard from Ovid Middle school if they are going to have a program this year.


Nicole Mai would like our members to provide a program for a group of home school children. The program would be for an hour on Jan 9th or 27th 2018 at the Foster Community Center in Lansing during the day. I will be there and anyone that can lend a hand please contact me at djkeverett@comcast.net or 517-393-3475 for more information.

Treasurer's Report

Dues are due. Dues are \$16 for a single member and \$19.20 for a family. Due to the new cutoff from Greenfield Village **Dues will need to be received by Feb. 20, 2018 so that I can prepare our roster and have it to them before Feb 28th.** **Please note the early cutoff.** The following people **HAVE NOT** paid their dues as of Dec. 22nd:

If you have paid your dues and are on this list contact me to correct any errors.

Don Everett,
Quartermaster/ Education Director/ Treasurer

Unpaid Dues List...
Next page 



Dues Unpaid

Hannah Adams/Jae McGee
 Al Baerren
 Armin Berg
 Gilbert/Cynthia Carlson
 Rev. Robert/Sandra Chapman
 Dan Conklin
 George Conklin
 Kevin/Gina Courter
 Gordon/Candace Duda
 Orien Duda
 Tom Edwards
 Diane Geck
 Ian Halbeisen

Joy Henderson
 Marilyn/Ned Hughes
 Lyle Malaski
 Walter Malaski
 Daniel O'Connell
 Anson/Lorrie Roland
 Julie Sarge
 Craig Searles
 Ian Searles
 Marie searles
 Robert/Dawn Smit
 Wyatt Strauss
 Dennis Zank

Civilian Report



Our next sewing circle is at Joan Emerick's house on Saturday, January 20. We will be trying to help Hannah get clothes ready for the upcoming season .

Remember that we will not be going to a restaurant for breakfast, but will meet at Joan's at 10am for brunch. Please bring a breakfast or lunch-type passing dish.

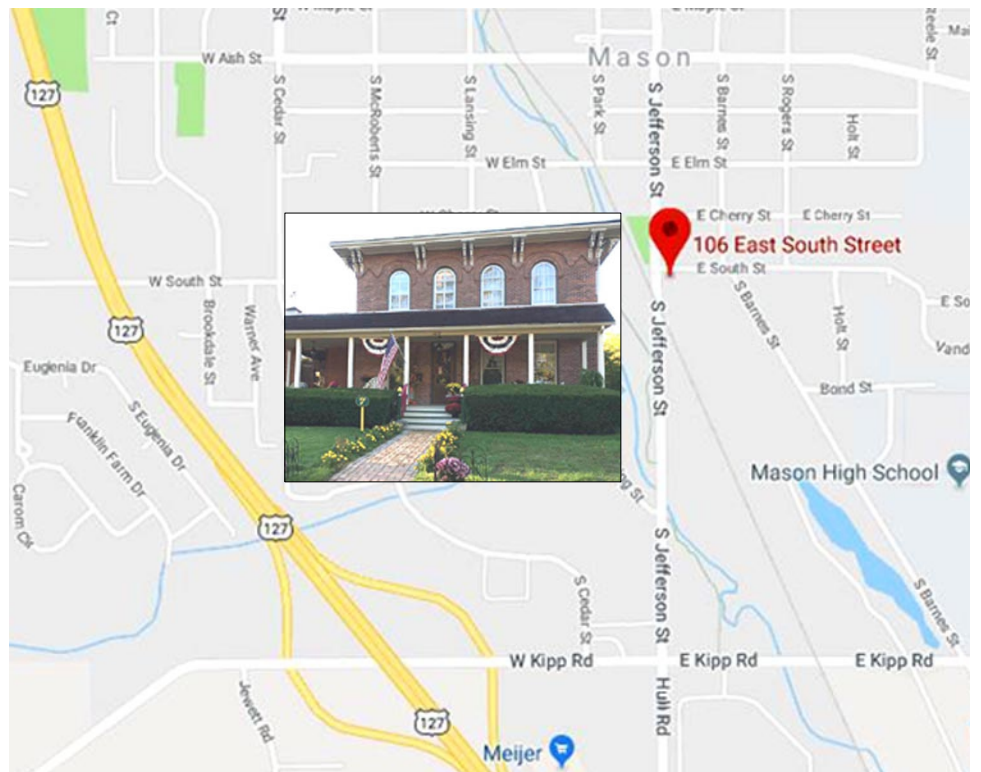
I am asking if any civilian has any skills in woodworking or leather work that he/or she would be willing to do at our events.

A REMINDER: We are still raffling off the quilt that the ladies have made..
 Sue Colegrove, Civilian Coordinator

Below are directions to the sewing party and an accompanying map.

Take US-127 to the Kipp Road Exit 64. Travel eastbound ½ mile to second stop light at Hull Road in front of the Meijer's store. Turn left (north) at the light onto S. Jefferson Street (Hull Road becomes Jefferson Street for northbound traffic). Drive ½ mile, cross over the railroad tracks, and turn right onto E. South Street. We are the first house on the right.

Contact is Joan Emerick at tomjoanemerick@hotmail.com or (517) 604-6116. Residence is located at 106 E. South Street, Mason, Michigan 48854



"A copy of the minutes of previous club meetings is available upon request to all members in good standing."

Doug McComas, Club Secretary

 dougmccomas@comcast.net

NEXT PAGE: See information about the Citizens' Forum of the 1860's—March 23-25, in Monroe, MI

FORUM SCHEDULE

Friday, March 23rd

Registration for workshops is separate from conference seminars.

Workshop topics include: Fitting from Patterns; Pattern Making from Direct Draping; Men's Cravats;

8-4 Workshops

10-4 Vendor Area Opens

7-9 Soiree at Historic Sawyer House *Period Dress Optional

Saturday, March 24th

Materials for each sessions will be available in the conference binder.

8-9 Vendor/Display Areas Open

9-9:30 Opening remarks

9:45-10:45 Session 1

11-12 Session 2

12-2 Lunch/Shopping

1-1:45 Youth Workshop

2-3 Session 3

3:15-4:15 Session 5

4:30-5:30 Session 6

5:30-8 Dinner/Shopping

7-8 Doll Party

Sunday, March 25th

8-4 Vendor Area Opens/Workshops



<http://www.citizensforumofthe1860s.com/scholarships.html>

Ladies of the 7th MI:

I recently received word from Kristen Mroz regarding the Citizens' Forum scholarships. She said they will leave one scholarship open for us. So if you are interested, you need to get registered and apply for the scholarship as soon as possible. We will discuss this at our January 20 sewing party.

Sue Colegrove, Civilian Coordinator

Apply for a scholarship, and if chosen, you would be able to attend the forum FREE!!!



Citizens' Forum of the 1860's

Our Mission: To organize The Citizen's Forum of the 1860s to provide educational speakers and workshops for men, women, and teen Civil War reenactors, along with vendors who offer quality reenacting goods. We will create a welcoming environment for sharing knowledge and personal growth as a living historian.

Adult Cost: \$110. Youth: \$45. Fri. March 23 - Sun. March 25, 2018

***Early registration ends February 16th, 2018. Registration price will increase by \$20.**

Location: Monroe Community College, Monroe, MI NOTE: This is a civilian seminar, open to both men and women. It is also open to youths between ages 12-18. The cost includes the conference seminars, but workshop costs are separate. See the website for details. Some of the seminar titles are: Early Development of the Sewing Machine; and 19th Century Photography; Removing Roadblocks from Research

Gettysburg and Adams County Chooses No Casino

The No Casino Gettysburg website recently reported: "We won! Gettysburg and Adams County finally have a buffer zone against casinos! ...We are so grateful that Gettysburg and the hallowed ground surrounding it are protected. No Casino Gettysburg is ready to retire!"

The organization and the people of Adams County, PA have been fighting for the past 12 years (since 2005) against every category of casino proposal for various townships in the Gettysburg area that the state's legislature has put forward. As per state law, which allows municipalities to opt out of having a casino by adopting a resolution of such decision before December 31, 2017. Most of the townships in Adams County have done so, thus providing the buffer zone needed to protect the Gettysburg battlefield area.

During public hearings in 2006, representatives of opposition groups, as well as community individuals testified most strenuously against a casino in close proximity to the Gettysburg battlefield areas, and the detrimental effects a casino would have on the predominantly rural setting and historically significant ground around Gettysburg.

Below are sites for 2 news stories about the background of the conflict and its resolution:

http://www.pennlive.com/politics/index.ssf/2017/12/not_in_my_backyard_if_you_dont.html

<http://fox43.com/2017/12/11/one-by-one-adams-county-municipalities-opting-out-of-states-casino-expansion/>

Emericks Celebrate Son's Air Force Retirement



Tom and Joan Emerick attended the retirement ceremony for their eldest son, Robert, in Washington state over the Christmas holiday. It was a family reunion of sorts. Robert's two eldest children, Carrissa and Thomas, flew in from their duty posts in New Mexico and New Jersey, respectively. Robert's youngest brother, Kyle Emerick, traveled from his duty station in Brunssum, Netherlands. Robert's eldest brother, Richard Kesor, surprised everyone by flying in unannounced from Nashville, Tennessee to observe the proceedings.

Sergeant Warren grew up in River Rouge, Michigan. He began his military service in the United States Air Force in 1991 and upon graduation from Basic Military Training went directly to his first duty station at Ellsworth AFB, South Dakota. His additional tours of duty included Ramstein AB, Germany, Seymour Johnson AFB, North Carolina, and Moron AB, Spain. His contingency deployments have taken him to Naval Support Activity, Bahrain and Balad AB, Iraq.

From the USAF Regulations on Ceremonies:

"Recognition upon retirement is a long-standing tradition of military service. Commanders ensure members leave with a tangible expression of appreciation for their contributions to the Air Force and its mission, and with the assurance they will continue to be a part of the Air Force family in retirement."

Technical Sergeant Kyle Emerick served as Master of Ceremonies. Senior Airman Carrissa Burgess and Airman First Class Thomas Warren participated in the flag folding portion of the ceremony in honor of their father, Senior Master Sergeant Robert Warren.

We are extremely proud of our Air Force family!

Tom & Joan



Rolling the Blanket for the Top of the Knapsack

Stephen P. Hanson
1st Sgt., Co. C, 2nd U.S. Infantry, National Regiment

This is merely a suggestion to make a neat blanket roll for the top of the knapsack. On the practical side, it keeps the blanket from catching or snagging on anything that will cause its edges to fray, and it puts the extra weight of the shelter half (probably the heaviest piece of your kit, next to your rifle) up high on your back for a more comfortable load.

1. Spread the blanket on the ground with the US down; remember which way is "down" for the US cypher.
2. Fold both long edges inward to meet in the center.
3. Fold the shelter half in half along the center seam, and in half again.
4. Place the shelter half in the center of the blanket.




Figure 1




Figure 2

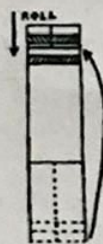


Figure 3

5. Fold both long edges of the blanket inward to meet in the center with the shelter half inside.


- 6. Fold the "down" edge of the blanket up to meet the stripe on the "up" half of the blanket.

7. Fold the "up" half of the blanket down to meet the top of the "down" edge, this puts all raw edges of the blanket inside so they won't fray, and puts folded edges on the outside.

8. Roll the blanket from the "up" edge.

9. This will leave the US centered on the blanket roll, with the fold seam just below the US (it will sit ON the top of the knapsack this way, leaving no seams visible).

10. Buckle the straps.



Pull the cuffs down off the sleeves. Lay the coat out, back down, with the cape spread out at the top like a fan. Be sure the seam of the cape is straight up along the line of the back seam of the coat. Pull the center vent together at the bottom. (Fig 1)




Figure 1

Fold one side of the coat over the center seam all the way to the opposite side seam (1/3 of the total width of the opened coat). Fold the cape 1/3 of its entire width.

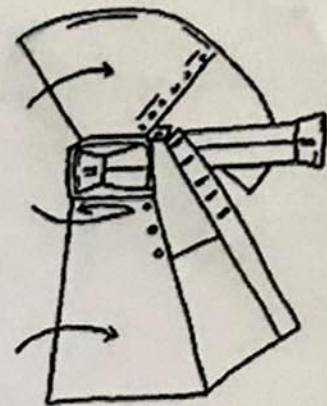


Figure 2

Fold the sleeve across the top to the opposite shoulder, and double back any overhang. (Fig. 2)

Fold the other side of the coat the same way. The coat is now folded in thirds lengthwise, the width of the shoulders (also the width of the knapsack). (Fig. 3)



Figure 3



Figure 4

Go to the bottom, and fold the outer edges of the skirts inward, starting from the waist or above, and down to the hem. The width of the skirt is now the width of the shoulders. Likewise, fold the corners of the cape inward to the width of this shoulders. Now the entire garment is one long rectangle the width of the shoulders. (Fig. 4)



Figure 5

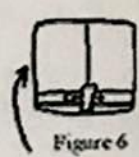


Figure 6

Fold the cape downward over the collar, and the skirt upward to the bottom the cape. If your coat is long, it may have to be folded higher. At this point the coat can be rolled if necessary for cavalry or for garrison display. (Fig. 5)

For packing in the knapsack, fold the coat again at the middle. The coat should now be the same depth, as well as the same width, as the folded knapsack. (Fig. 6)

You may need some practice to get the overcoat folded correctly. Large coats need to be folded closer. The overcoat should not hang out so far that it droops on either side if it is loose, you will lose it on the march.



Figure 7

Rule #1:

Nothing on your body should interfere with anything else on your body or with any Manual of Arms evolution.

Rule #2:

Nothing on your body should interfere with anyone else in ranks in front, back, or beside you in any company evolutions.

General

When looking front-on at a fully accoutred soldier standing at attention, the only items of equipment that should be seen, aside from the straps for all his accoutrements crossing his chest, are his weapon, waist belt, cap box, bayonet, and the blanket, either behind his head on his knapsack or across his body if he is wearing a blanket roll. All other items are behind him and out of sight.

Waist belt

Around the waist, the buckle over the navel. It should not ride low on the hips.